



ಬೃಹತ್ ಬೆಂಗಳೂರು ಮಹಾನಗರ ಪಾಲಿಕೆ
Bruhat Bengaluru Mahanagara Palike



BBMP COVID-19 WAR ROOM 30.07.2023

BBMP / COVID-19 WAR ROOM / BULLETIN – 1224/ 30.07.2023 / #BBMPfightsCOVID19



OVERVIEW OF COVID-19 IN BENGALURU

CASE TRENDS ACTIVE CASES **7**

<u>Confirmed Cases</u>	<u>Recovered Cases</u>	<u>Death Cases</u>
0 18,86,918 [#]	0 18,69,910 [#]	0 17,001 [#]

HOSPITALIZATION **1**

<u>ICU – V</u>	<u>ICU</u>	<u>HDU</u>	<u>General</u>
-	-	-	1

INCLUDES GOVT. QUOTA AND PRIVATE WALK-IN HOSPITALIZATION

VACCINATION **22** 2,07,01,343[#]

<u>First Dose</u>	<u>Second Dose</u>	<u>Precaution Dose</u>
5 96,90,017 [#]	7 95,11,786 [#]	10 14,99,540 [#]

TRIAGING

MTU
0

Tele Triage
0

ACTIVE CZs

0

MCZs (< 5 cases)
0

Clusters (> 5 cases)
0

TESTING **199** 3,24,58,187[#]

<u>Positivity :0.35%</u>	<u>RAT</u>	<u>RTPCR</u>
<small>*FOR LAST 7 DAYS</small>	41	158

: indicates cumulative numbers till date



ABSTRACT OF COVID-19 SCENARIO IN BENGALURU



	MALE			FEMALE			TRANSGENDER			TOTAL		
	Last 24 Hours	Last 7 Days	Cumulative	Last 24 Hours	Last 7 Days	Cumulative	Last 24 Hours	Last 7 Days	Cumulative	Last 24 Hours	Last 7 Days	Cumulative
Positive Cases	0	4	11,12,027	0	3	7,74,695	0	0	196	0	7	18,86,918
Recovered Cases	0	4	10,99,683	0	3	7,69,097	0	0	187	0	7	18,69,910
Death Cases	0	0	10,770	0	0	6,227	0	0	4	0	0	17,001
Total Tests Done	In Last 24 hrs. : 199			In last 7 days : 2,023			Cumulative : 3,24,58,187					
Vaccine Doses Administered	In Last 24 hrs. : 22			In last 7 days : 49			Cumulative : 2,07,01,343					
ACTIVE CASES									7			

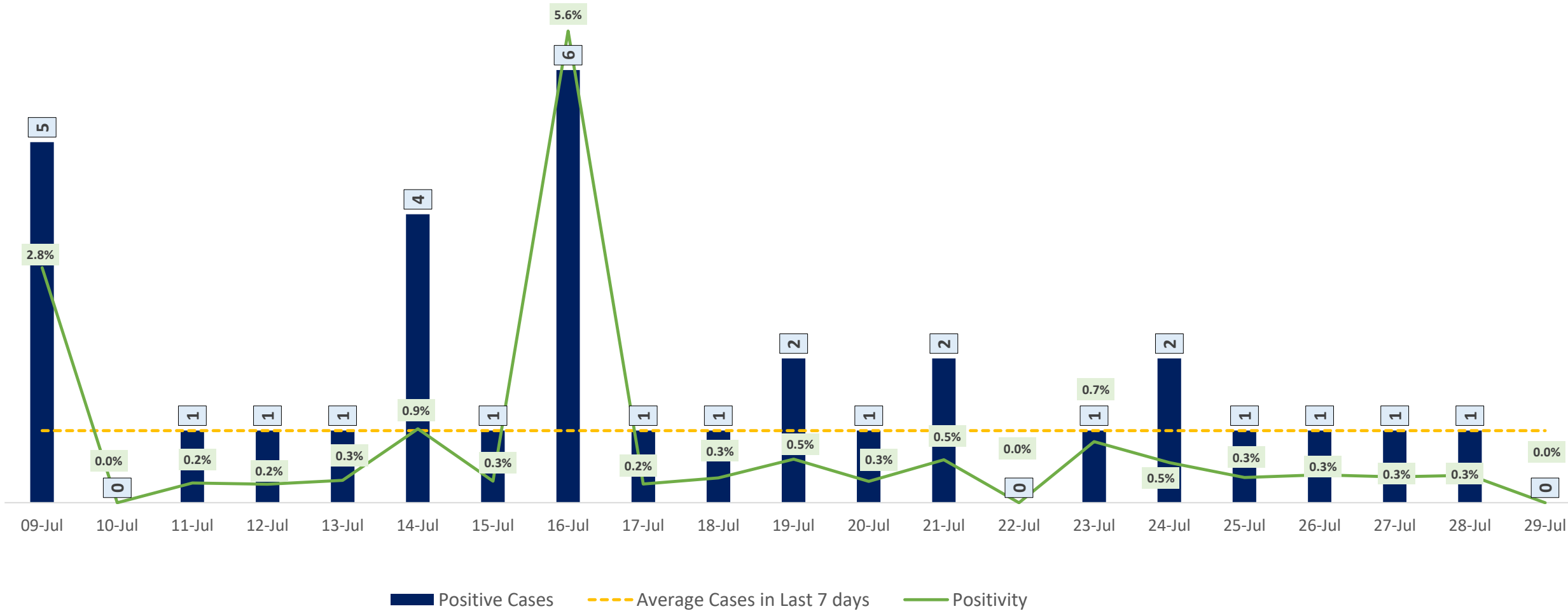
*Covid deaths occurred today : 00 | Covid deaths occurred beyond last 24hrs., reported today : 00



POSITIVITY RATE OF BENGALURU – LAST 21 DAYS



Average Cases in Last 7 days : 1

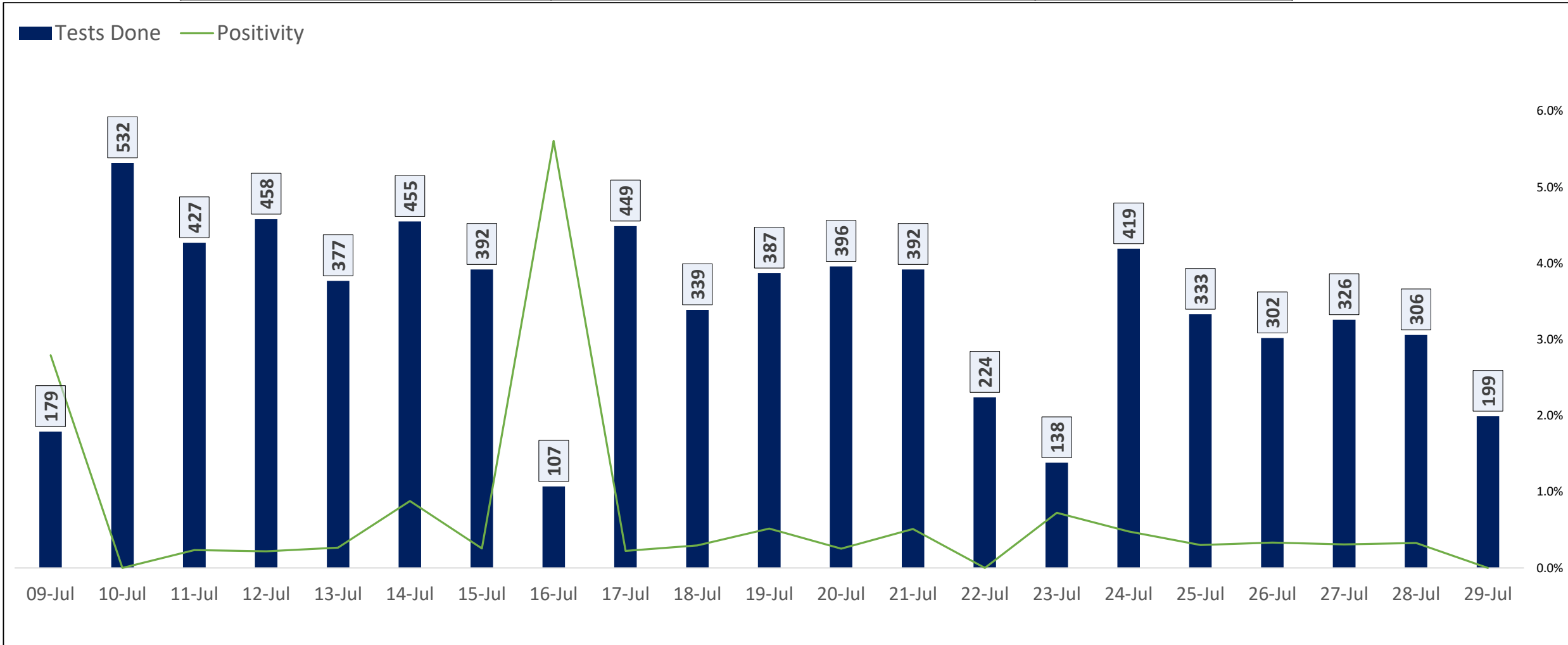




TESTING TRENDS IN BENGALURU



Total Test Conducted Till Date	Test Conducted Last 24 hours	Last 7 Days Average
3,24,58,187	199	289

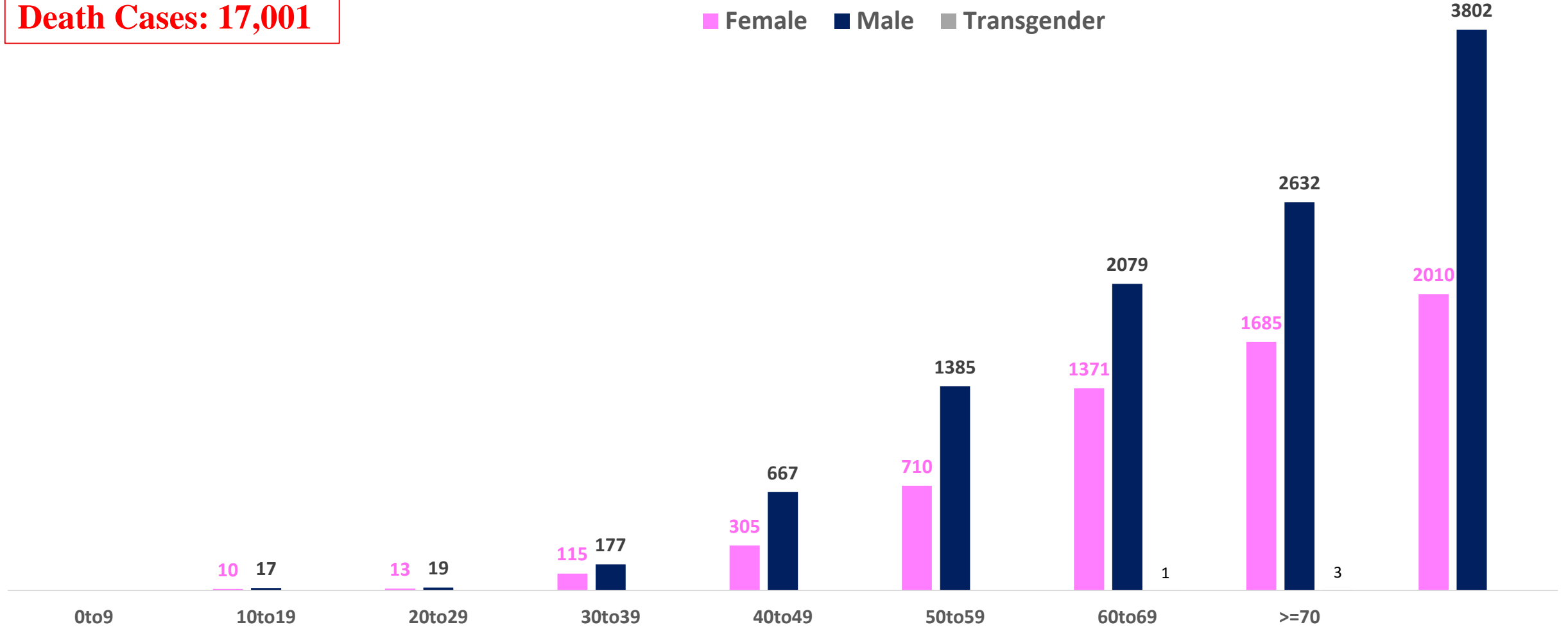




AGE AND GENDER WISE DISTRIBUTION OF DEATH CASES



Death Cases: 17,001





SNAPSHOT OF COVID-19 CASES IN BENGALURU URBAN



**Total Wards With
< = 1 Cases* :
190**

**Tests Conducted
on 29.07.2023:
199**

**Recovery
Rate*:
99.10%**

**Total
Active Cases :
7**

**Total Vaccinated
on 29.07.2023:
22**

**Positivity
Rate* :
0.35%**

**Active
Rate*:
0.00%**

**Case
Fatality Rate* :
0.00%**





*Total positive cases In the past 7 days

*CFR and positivity is for Past 7 days



ಬೃಹತ್ ಬೆಂಗಳೂರು ಮಹಾನಗರ ಪಾಲಿಕೆ
Bruhat Bengaluru Mahanagara Palike



Download BBMP Bulletin	https://apps.bbmpgov.in/covid19/mediabulletin.php
To register for vaccination :	https://selfregistration.cowin.gov.in/
BBMP COVID19 Dashboard:	https://apps.bbmpgov.in/covid19/
Follow us on:	 www.facebook.com/bbmp.comm1/
	 twitter.com/BBMPCOMM
	  BBMPSplHealth

Issued by:

Honorable Chief Commissioner, BBMP
Special Commissioner Health, BBMP
MD, Bengaluru Smart City Limited

THANK YOU !


ಬೃಹತ್ ಬೆಂಗಳೂರು ಮಹಾನಗರ ಪಾಲಿಕೆ
Bruhat Bengaluru Mahanagara Palike

MEASURES TO TAKE AT HOME

Dengue is a flu-like illness spread by the bite of an Aedes mosquito infected with dengue virus. Aedes mosquitoes can breed even in a small amount of stagnant water.

- Drain out and scrub clean flower pot plates, fountains once a week
- Turn over or cover objects that can collect water such as drums and bowls
- Cover water tanks with a tight lid
- Cover overflow pipes of water tanks, but allow water to flow out
- Drain out and scrub clean trays under refrigerator, air conditioners, water cooler
- Ensures bottles, Plastic containers, or any discarded material in which water can collect, are properly disposed of

**PROTECT
PREVENT
STOP
DENGUE**

 @BBMPSplHealth

